

# Rated Loads For Grade 100 (System 10) Alloy Steel Chain Slings

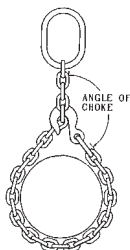
## Rated Load for Grade 100 Alloy Steel Chain Slings

Chain Size Nominal		Single Leg Sling - 90° - Horizontal Loading		Rated load Double Leg Sling and Single Basket at Horizontal Angle						Triple and Quadruple Leg Sling and Double Basket at Horizontal Angle					
				60°		45°		30°		60°		45°		30°	
				Double at 60°		Double at 45°		Double at 30°		Quad at 60°		Quad at 45°		Quad at 30°	
in.	mm	lb	kg	lb	kg	lb	kg	lb	kg	lb	kg	lb	kg	lb	kg
9/32	7	4,300	1,950	7,400	3,400	6,100	2,750	4,300	1,950	11,200	5,050	9,100	4,150	6,400	2,950
3/8	10	8,800	4,000	15,200	6,950	12,400	5,650	8,800	4,000	22,900	10,400	18,700	8,500	13,200	6,000
1/2	13	15,000	6,800	26,000	11,800	21,200	9,600	15,000	6,800	39,000	17,650	31,800	14,450	22,500	10,200
5/8	16	22,600	10,300	39,100	17,750	32,000	14,500	22,600	10,300	58,700	26,650	47,900	21,750	33,900	15,400
3/4	20	35,300	16,000	61,100	27,700	49,900	22,650	35,300	16,000	91,700	41,550	74,900	33,950	53,000	24,000
7/8	22	42,700	19,400	74,000	33,500	60,400	27,350	42,700	19,400	110,900	50,250	90,600	41,050	64,000	29,050

## Rated Loads for Grade 100 Alloy Steel Chain Slings - Choker Hitches

Chain Size Nominal		Single Leg		Double Leg and Single Baskets						Triple and Quadruple Leg; Double Baskets					
		90°		60°		45°		30°		60°		45°		30°	
in.	mm	lb	kg	lb	kg	lb	kg	lb	kg	lb	kg	lb	kg	lb	kg
9/32	7	3,500	1,600	6,100	2,750	4,900	2,250	3,500	1,600	9,100	4,150	7,400	3,400	5,200	2,400
3/8	10	7,100	3,200	12,300	5,550	10,000	4,550	7,100	3,200	18,400	8,300	15,100	6,800	10,600	4,800
1/2	13	12,000	5,400	20,800	9,450	17,000	7,700	12,000	5,400	31,200	14,150	25,500	11,550	18,000	8,200
5/8	16	18,100	8,200	31,300	14,200	25,600	11,600	18,100	8,200	47,000	21,300	38,400	17,400	27,100	12,300
3/4	20	28,300	12,800	49,000	22,250	40,000	18,150	28,300	12,800	73,500	33,400	60,000	27,250	42,400	19,300
7/8	22	34,200	15,500	59,200	26,850	48,400	21,900	34,200	15,500	88,900	40,250	72,500	32,900	51,300	23,250

Note: Angle of choke should be greater than 120°



Slings

**⚠ ADVERTENCIA**

Para prevenir la posibilidad de una lesión personal seria:

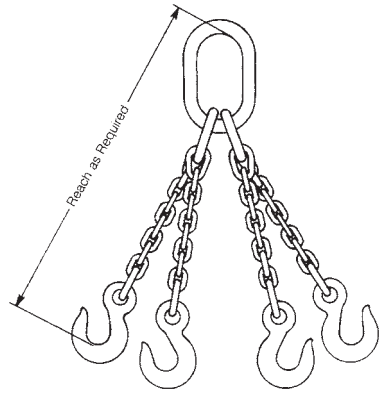
- **NO EXCEDA** los límites de carga de las cadenas o componentes.
- **NO LA UTILICE** si la cadena o los componentes están visualmente distorsionados o gastados.

**⚠ WARNING**

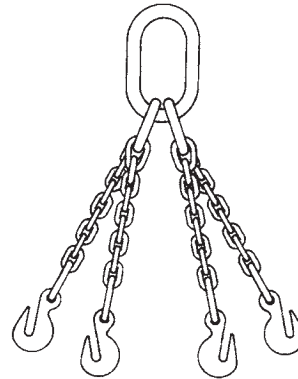
To prevent the possibility of serious bodily injury:

- **DO NOT EXCEED** the working load limits for chain or components.
- **DO NOT USE** if the chain or components are visibly distorted or worn.

# Cam-Alloy Chain Slings Quadruple Type: Q



Type QOS



Type QOG

Chain Size	in.	mm	System	Oblong Master Link				Master Coupling Link				Working Load Limit									
				Nominal Size Material		Inside Dimensions		Nominal Size Material		Inside Dimensions		Quad at 60°		Quad at 45°		Quad at 30°					
				in.	mm	in.	mm	in.	mm	in.	mm	lb	kg	lb	kg	lb	kg				
9/32	7	10	10	13/16	21	3	76	6	152	17/32	13	1 1/2	38	2 5/8	67	11,200	5,100	9,100	4,100	6,450	2,900
3/8	10	10	10	1 1/8	29	4	102	8	203	25/32	20	1 5/8	41	2 7/8	73	22,800	10,300	18,600	8,400	13,200	6,000
1/2	13	10	10	1 1/4	32	4	102	8	203	1	25	3	76	5	127	39,000	17,700	31,800	14,400	22,500	10,200
5/8	16	10	10	1 5/8	41	5 1/4	133	10 1/2	267	1 1/4	32	4	102	6	152	58,700	26,600	47,900	21,700	33,900	15,400
3/4	20	10	10	1 7/8	48	6	152	12	305	1 1/2	38	4	102	6	152	91,700	41,600	74,900	34,000	53,000	24,000
7/8	22	10	10	2 1/4	57	8	203	16	406	1 3/4	44	4	102	6	152	110,900	50,250	90,600	41,050	64,000	29,050
1	26	8	8	2 1/4	57	8	203	16	406	1 7/8	48	5	127	7	178	123,900	56,900	101,200	46,500	71,500	32,800
1 1/4	32	8	8	2 3/4	70	9	229	16	406	2 1/8	54	6	152	9	229	187,800	85,200	153,400	69,600	108,400	49,200

Dimensions are approximate.  
 Quadruple chain slings are available in other combinations.  
**NOTE:** In practice hooks on "Q" slings are in the plane opposite that shown.  
 † See Oblong Master Link Sub-Assembly for complete dimensions.  
 These items are made to order.

Slings

**⚠ ADVERTENCIA**

Para prevenir la posibilidad de una lesión personal seria:

- **NO EXCEDA** los límites de carga de las cadenas o componentes.
- **NO LA UTILICE** si la cadena o los componentes están visualmente distorsionados o gastados.

**⚠ WARNING**

To prevent the possibility of serious bodily injury:

- **DO NOT EXCEED** the working load limits for chain or components.
- **DO NOT USE** if the chain or components are visibly distorted or worn.