







**Eye & Eye Flat Type 3 – EEF**



**Eye & Eye Twist Type 4 – EET**



Stock No.	Width (Inches)	Ply	Vertical 	Choker 	Basket				Eye Length (Inches)	Eye Width (Inches)
						75° 	60° 	45° 		
*1-601	1	1	1200	960	2400	2320	2080	1695	9	1
1-901	1	1	1600	1280	3200	3093	2773	2260	9	1
2-601	1	2	2400	1920	4800	4640	4160	3390	9	1
2-901	1	2	3200	2560	6400	6187	5547	4520	9	1
3-601	1	3	3600	2880	7200	6960	6240	5085	12	1
3-901	1	3	4800	3840	9600	9280	8320	6780	12	1
4-601	1	4	4800	3840	9600	9280	8320	6780	12	1
4-901	1	4	6400	5120	12800	12373	11093	9040	12	1
1-602	2	1	2400	1920	4800	4640	4160	3390	9	2
1-902	2	1	3200	2560	6400	6187	5547	4520	9	2
2-602	2	2	4800	3840	9600	9280	8320	6780	9	2
2-902	2	2	6400	5120	12800	12373	11093	9040	9	2
3-602	2	3	6660	5328	13320	12876	11544	9407	12	2
3-902	2	3	8880	7104	17760	17168	15392	12543	12	2
4-602	2	4	8880	7104	17760	17168	15392	12543	12	2
4-902	2	4	11840	9472	23680	22891	20523	16724	12	2
1-603	3	1	3600	2880	7200	6960	6240	5085	12	1-1/2
1-903	3	1	4800	3840	9600	9280	8320	6780	12	1-1/2
2-603	3	2	6660	5328	13320	12876	11544	9407	12	1-1/2
2-903	3	2	8880	7104	17760	17168	15392	12543	12	1-1/2
3-603	3	3	9990	7992	19980	19314	17316	14111	15	1-1/2
3-903	3	3	13320	10656	26640	25752	23088	18815	15	1-1/2
4-603	3	4	13320	10656	26640	25752	23088	18815	15	1-1/2
4-903	3	4	17760	14208	35520	34336	30784	25086	15	1-1/2
1-604	4	1	4800	3840	9600	9280	8320	6780	12	2
1-904	4	1	6400	5120	12800	12373	11093	9040	12	2
2-604	4	2	8640	6912	17280	16704	14976	12204	12	2
2-904	4	2	11520	9216	23040	22272	19968	16272	12	2
3-604	4	3	12960	10368	25920	25056	22464	18306	15	2
3-904	4	3	17280	13824	34560	33408	29952	24408	15	2
4-604	4	4	17280	13824	34560	33408	29952	24408	15	2
4-904	4	4	23040	18432	46080	44544	39936	32544	15	2
1-605	5	1	6000	4800	12000	11600	10400	8475	12	1-3/4
1-905	5	1	8000	6400	16000	15467	13867	11300	12	1-3/4
2-605	5	2	10500	8400	21000	20300	18200	14831	15	1-3/4
2-905	5	2	14000	11200	28000	27067	24267	19775	15	1-3/4
3-605	5	3	15750	12600	31500	30450	27300	22247	18	2-1/2
3-905	5	3	21000	16800	42000	40600	36400	29663	18	2-1/2
4-605	5	4	21000	16800	42000	40600	36400	29663	18	2-1/2
4-905	5	4	28000	22400	56000	54133	48533	39550	18	2-1/2
1-606	6	1	7200	5760	14400	13920	12480	10170	12	2
1-906	6	1	9600	7680	19200	18560	16640	13560	12	2
2-606	6	2	12240	9792	24480	23664	21216	17289	15	2
2-906	6	2	16320	13056	32640	31552	28288	23052	15	2
3-606	6	3	18360	14688	36720	35496	31824	25934	18	3
3-906	6	3	24480	19584	48960	47328	42432	34578	18	3
4-606	6	4	24480	19584	48960	47328	42432	34578	18	3
4-906	6	4	32640	26112	65280	63104	56576	46104	18	3
1-908	8	1	12800	10240	25600	24747	22188	18080	18	3
2-908	8	2	20480	16384	40960	39595	35499	28928	18	3
3-908	8	3	30720	24576	61440	59392	53248	43392	24	4
4-908	8	4	40960	32768	81920	79189	70997	57856	24	4
1-910	10	1	16000	12800	32000	30933	27733	22600	18	3-1/2
2-910	10	2	24000	19200	48000	46400	41600	33900	18	3-1/2
3-910	10	3	36000	28800	72000	69600	62400	50850	24	5
4-910	10	4	48000	38400	96000	92800	83200	67800	24	5
1-912	12	1	19200	15360	38400	37120	33280	27120	24	4
2-912	12	2	26880	21504	53760	51968	46592	37968	24	4
3-912	12	3	40320	32256	80640	77952	69888	56952	24	6
4-912	12	4	53760	43008	107520	103936	93184	75936	24	6

\*Use Prefix EEF for Type 3, EET for Type 4

Rated Capacity in Pounds